

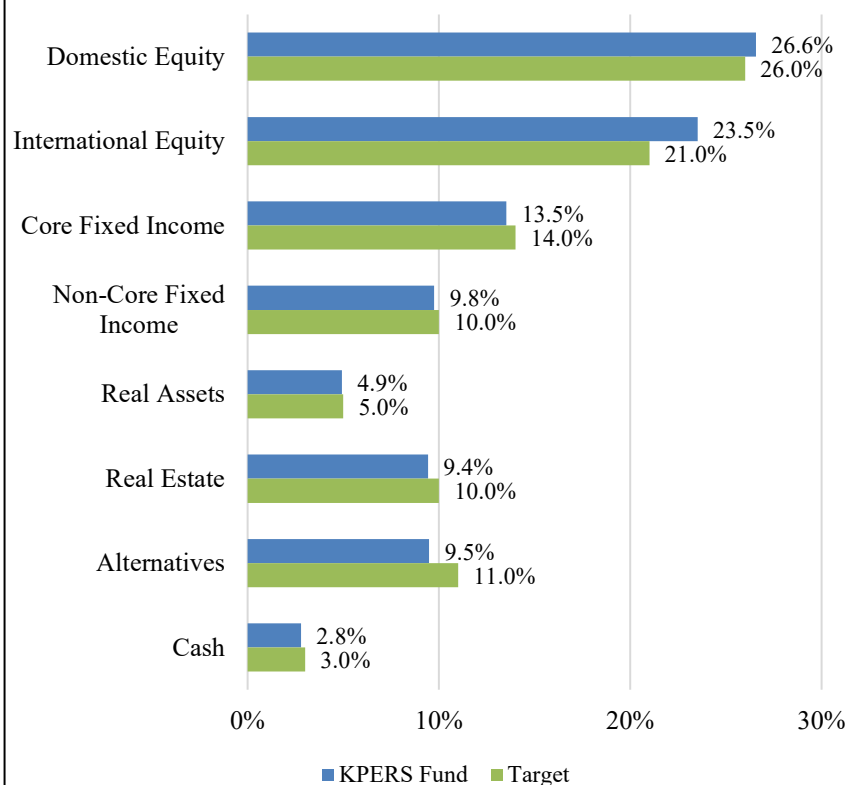


KANSAS PUBLIC EMPLOYEES RETIREMENT SYSTEM INVESTMENT PERFORMANCE REPORT

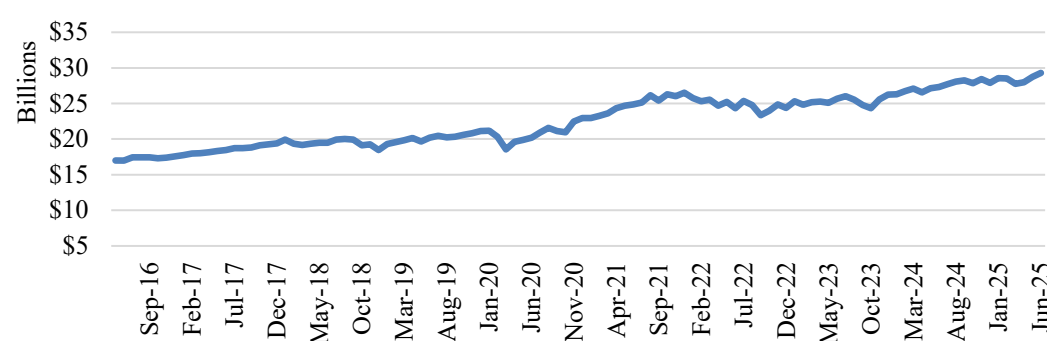
June 30, 2025

June 30, 2025									
Time Weighted Total Return	Net Asset Value (Millions)	Latest Quarter	Fiscal YTD	Calendar YTD	Latest 1 Year	Latest 3 Years	Latest 5 Years	Latest 10 Years	Latest 25 Years
Total Portfolio	\$29,292.2	6.3%	10.3%	6.5%	10.3%	9.2%	9.4%	7.7%	6.7%
Policy Index		7.5%	12.0%	7.4%	12.0%	10.4%	9.0%	7.5%	6.6%
Excess Return		-1.2%	-1.7%	-0.9%	-1.7%	-1.2%	0.4%	0.2%	0.1%

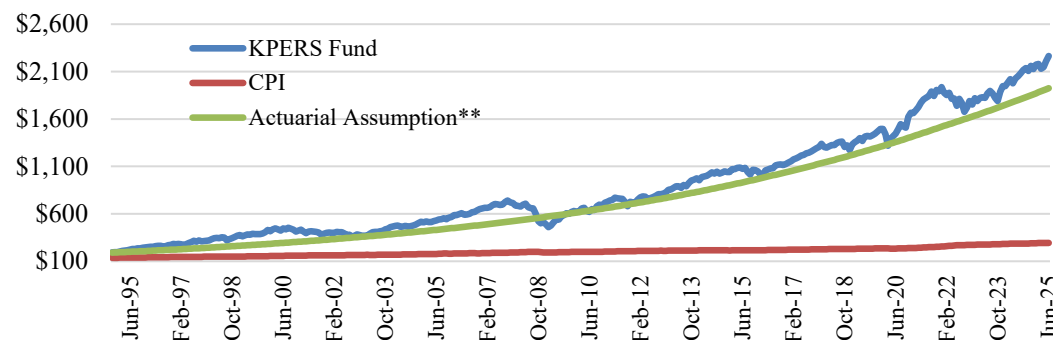
Asset Allocation



KPERS Fund NAV



Growth of \$100



Returns for time periods less than one year are not annualized.

Actuarial assumption was 8% from 1986 through 2016; 7.75% from 2017 through 2021; 7.00% currently.